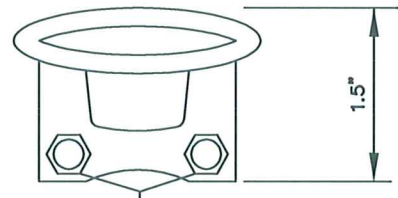


COMPLETE BOX SIDE VIEW

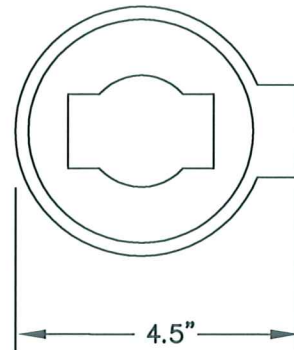
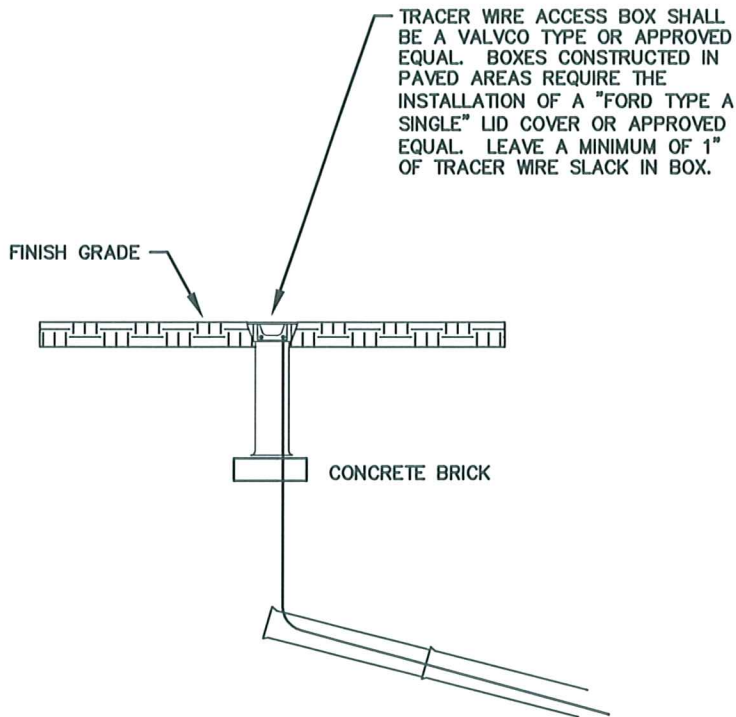


LID TOP VIEW



STAINLESS STEEL  
TERMINAL BOLTS

LID SIDE VIEW



COLLAR VIEW TOP

① TRACER WIRE ACCESS BOX SHALL BE MANUFACTURED WITH THE FOLLOWING TEXT AND COLOR

- WATER = BLUE
- STORM SEWER = GREEN
- SANITARY SEWER = GREEN
- ALL OTHER OTHER UTILITIES SHALL HAVE NO TEXT AND BE PAINTED BY THE CONTRACTOR IN THE FIELD WITH ENAMEL PAINT CONSISTENT WITH THE AMERICAN PUBLIC WORKS ASSOCIATION COLOR CODE.

**NOTES:**

CASTING CONFORMS TO: ASTM SPECIFICATION A-48 CLASS 30

ABS SHAFT CONFORMS TO: ASTM SPECIFICATIONS D-1788

TRACER WIRE ACCESS BOXES SHALL BE MANUFACTURED BY CP TEST SERVICES - VALVCO, INC.



CITY OF EDINA  
ENGINEERING  
& PUBLIC  
WORKS  
DEPTS.

**TRACER WIRE ACCESS BOX**

*Wesley Kaul*  
APPROVED: CITY ENGINEER

REVISED:  
04-09

STANDARD  
PLATE  
110